

## Commercial Eastern Oyster Fishing in the Gulf of Mexico States

Posadas, B.C. Mississippi MarketMaker Newsletter, Vol. 7, No. 17, September 5, 2017.

Eastern oysters (*Crassostrea Virginica*) are found along the East Coast from the Gulf of St. Lawrence in Canada to the northern Yucatan Peninsula in the Gulf. They've also been transplanted to be cultured along the West Coast and abroad. Oyster larvae are found in the water column. As they grow, they settle to the bottom and attach to hard surfaces, primarily in areas of open bottom but also in areas with submerged vegetation.

Oysters can grow in a variety of environments but prefer brackish water where salt and freshwater mix. Oysters are mostly sessile—they stay in one place and grow together in reefs (natural accumulations of oyster shell and living oysters). Oyster reefs are found in intertidal environments (between the high and low tide) and shallow sub-tidal areas (always below the water surface). (Gulf FINFO, <http://gulffishinfo.org/>).



Figure 1. Eastern Oysters.

### Eastern Oysters Commercial Landings

Figure 2 shows the commercial landings of Eastern oysters from the Gulf of Mexico Region. During the last five years, the Gulf States supplied 66.4 % of the entire Eastern oyster domestic landings averaging 18.9 million pounds and valued at \$82.0 million annually.

Louisiana is the largest producing state in the Gulf of Mexico, supplying 42.8% of all domestically-caught Eastern oysters, and 65.5% of all the Eastern oysters harvested in the Gulf of Mexico region. Texas is the second largest producing state, collecting 15.1% of the entire domestically-caught Eastern oysters, and 22.5% of all the Eastern oysters gathered from the Gulf.

The oyster species harvested in the United States include Eastern oyster, European flat oyster, Pacific oyster, and Kumamoto oyster. Eastern oyster consisted 74.9% of all oysters harvested from the wild in the United States during the last five years. The rest of domestic landings were mostly Pacific oysters which were harvested from the Western States.

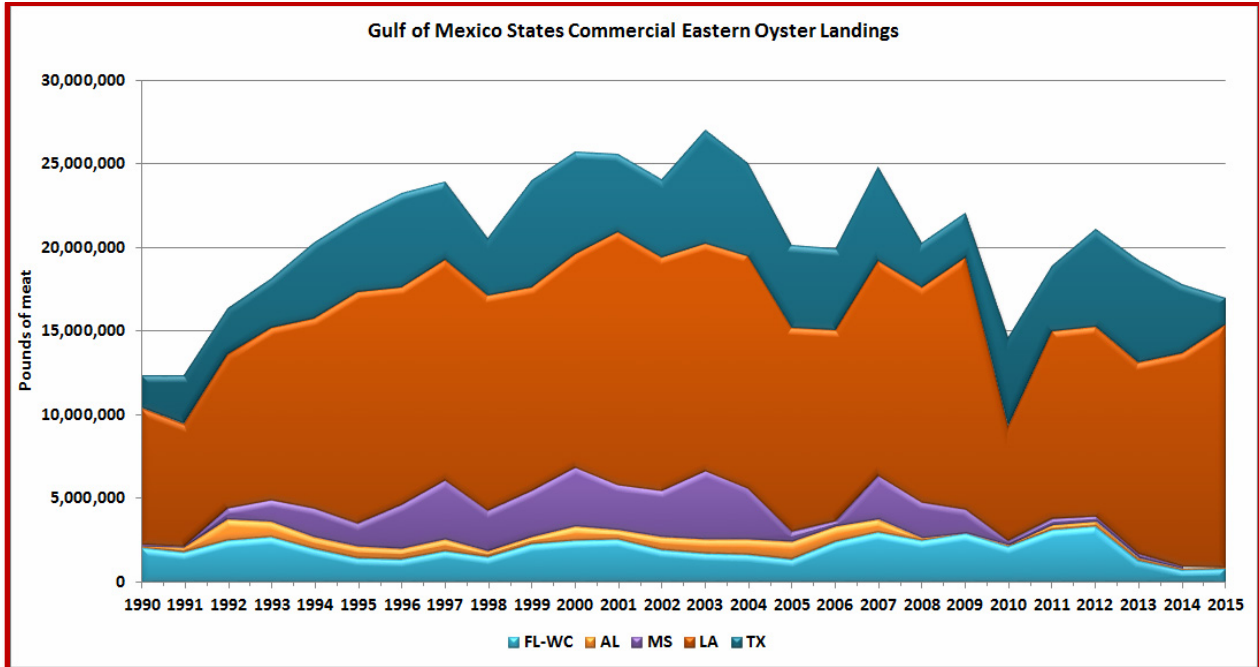


Figure 2. Annual Eastern oyster commercial landings in the Gulf of Mexico Region. Source of raw data: NOAA Fisheries (<http://www.st.nmfs.noaa.gov/>).

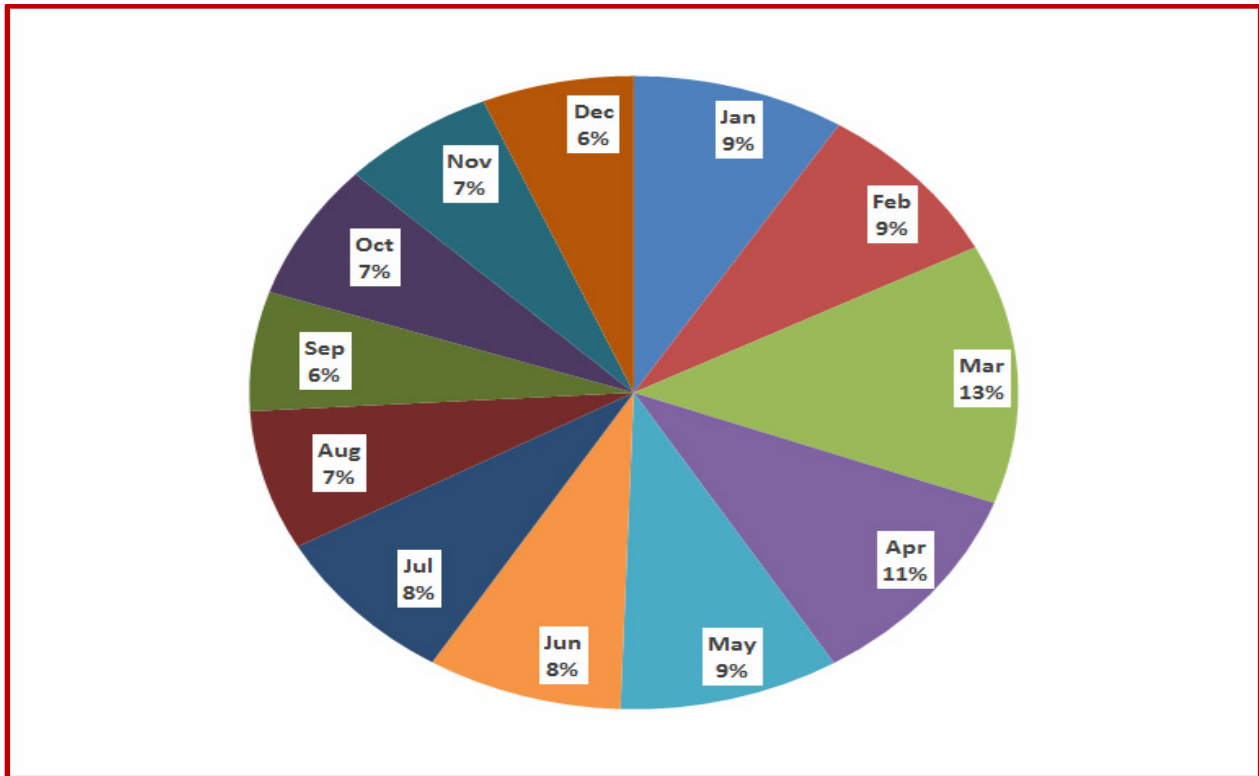


Figure 3. Percent distribution of Eastern oyster monthly commercial landings in the Gulf of Mexico Region in 2015. Source of raw data: NOAA Fisheries (<http://www.st.nmfs.noaa.gov/>).

## Oyster Businesses Registered in MarketMaker

In 2015, the Gulf-wide commercial landings of Eastern oysters reached 17.1 million pounds. This shellfish species was caught year-round with most of the landings occurring during the winter-spring months (Figure 3).

There are more than 800 fishing businesses, seafood processing plants, seafood and fish markets, and seafood restaurants registered in MarketMaker nationwide which harvest, process, sell, and serve oysters in the United States. Click this [LINK](#) to view the search results online. The online database of oyster businesses can be sorted by relevance, distance and alphabetically. You can also limit online searches by state, county, city or number of miles from a specified location, and type of business.

## Economic Contributions of Easter Oyster Commercial Fishing

The economic contribution of the oyster industry locally, region-wide, or nation-wide is a crucial information in making private investment decisions, formulating government policy, and developing research and extension programs for the industry. The IMPLAN (<http://implan.com/>) software and the 2013 input-output data for the five Gulf States were used to estimate the economic contribution of commercial oyster fishing to the Gulf of Mexico regional economy in 2015. The economic analysis used sector 17 or commercial fishing of the 2013 IMPLAN input-output data. These estimates, however, do not include the economic contributions of oyster processing and distribution.

The IMPLAN economic model estimates of the economic contributions regarding output or sales, employment or jobs, labor income, value added and tax revenues. The income, value-added, and output contributions are expressed in dollars for the year specified by the user. Output or sales are the gross sales by businesses within the economic region affected by an activity. Labor income includes personal income including wages and salaries and proprietors' income or income from self-employment. Employment contributions are expressed regarding a mix of both full-time and part-time jobs. Value-added is the contribution made to the value of seafood products at each stage of harvesting, processing, and distribution.

The total economic contribution is the sum of direct, indirect and induced effects. The direct effects express the economic impacts in the sector in which the expenditure was initially made. Indirect effects result from changes in the economic activity of other industrial sectors which supply goods or services to the commercial fishing industry. Induced effects are the product of personal consumption expenditures by industry employees.

The annual commercial dockside values of Eastern oysters in the Gulf of Mexico Region in 2015 reached \$99.3 million, which was 21.1% more than the average annual dockside values during the last five years (Figure 4). The total economic contribution of commercial Eastern oyster fishing in 2015 amounted to \$188.5 million (Figure 5). The Eastern oyster commercial fishing created more than 2,700 jobs and generated labor income amounting to \$67.2 million in the Gulf regional economy.

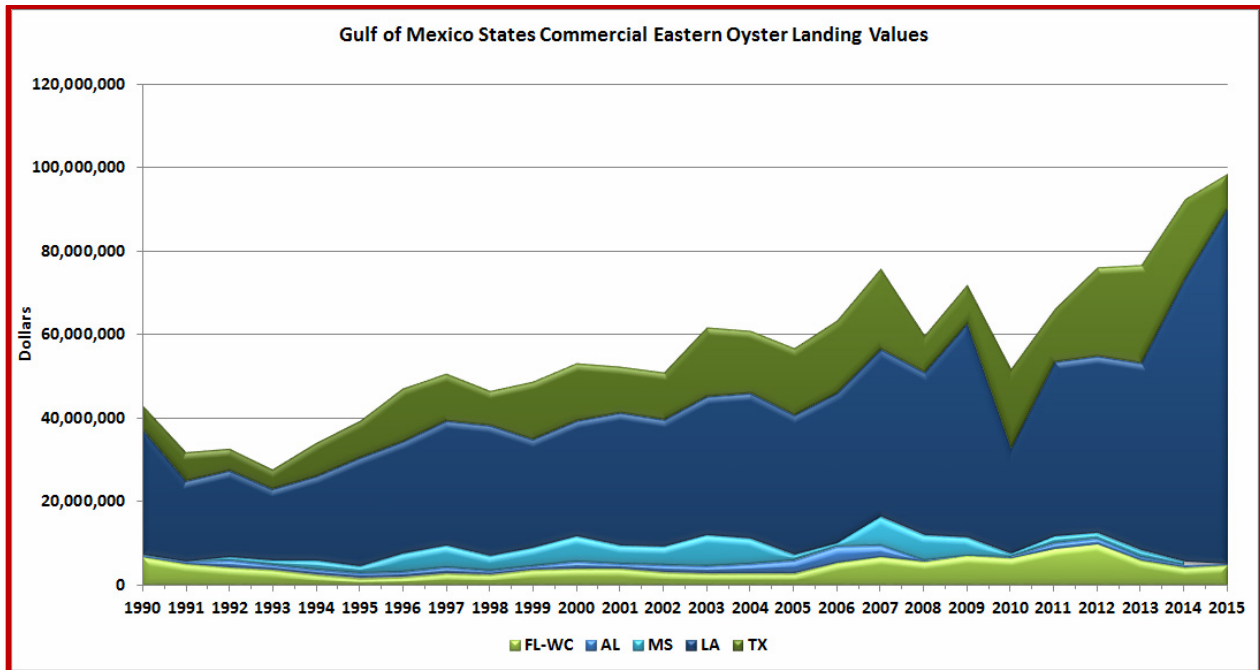


Figure 4. Annual Eastern oyster commercial landing values in the Gulf of Mexico Region. Source of raw data: NOAA Fisheries (<http://www.st.nmfs.noaa.gov/>).

<b>Economic contribution of commercial oyster fishing in the Gulf of Mexico States in 2015</b>				
Impact Type	Employment (Jobs)	Labor Income (\$M)	Total Value Added (\$M)	Output (\$M)
Direct Effect	2,210	41.5	50.9	99.3
Indirect Effect	161	10.4	20.3	43.4
Induced Effect	332	15.4	28.0	45.8
<b>Total Effect</b>	<b>2,702</b>	<b>67.2</b>	<b>99.2</b>	<b>188.5</b>

Figure 5. Total economic contribution includes direct, indirect and induced effects estimated by using the 2015 annual landing values and 2013 IMPLAN data. The local purchases percentage was set to 100%. The number of jobs is rounded off.

The Eastern oyster commercial fishing industry generates annual tax revenues for the Gulf States and the U.S. federal government. The households and businesses in 2015 paid \$11.5 million to the federal government as social insurance tax, tax on production and imports, corporate profit tax, and personal income tax. The households and businesses in 2015 paid \$5.6 million to the local and state governments as social insurance tax, tax on production and imports, corporate profits tax, and personal tax.

## FREQUENTLY ASKED QUESTIONS

### What is MarketMaker?

**MarketMaker** is the largest and most in-depth database of its kind featuring a diverse community of food-related businesses: buyers, farmers/ranchers, fisheries, farmers markets, processors/packers, wineries, restaurants and more. **MarketMaker** provides simple yet powerful search tools to connect with others across the production and distribution chain (<http://ms.foodmarketmaker.com/>).

### Where can you find Mississippi MarketMaker?

MarketMaker is located at <http://ms.foodmarketmaker.com/>.

Ask Siri or Cortana to search for “Mississippi MarketMaker” on your smart phone.

### How do you register your food business in Mississippi MarketMaker?

Click **Register** and type your email address and a password in the spaces under **Register**. Be prepared to enter information (and pictures) about your business.

### What are the benefits in registering your food business in Mississippi MarketMaker?

Producers register their businesses in **MarketMaker** because food buyers of all types access our database to find products and services to meet their specific needs. Through **MarketMaker**, producers can reach more customers and more efficiently form successful business alliances.

### How do you search for your business profile in Mississippi MarketMaker?

Click **Search** and type the name of your company in the space under **Search MarketMaker**.

### How do you update your business profile in Mississippi MarketMaker?

Click **Register** and then click **UPDATE YOUR PROFILE**. Type your email address and password in the spaces under **Account Login**. Be prepared to enter updated information (and pictures) about your business.

### MarketMaker Training Workshops

This training workshop is available upon request by a group of 6-12 producers, extension agents, state regulatory agencies staff, and teachers. Each workshop will best fit the needs of the participants. Email Dr. Ben Posadas for details at [ben.posadas@msstate.edu](mailto:ben.posadas@msstate.edu).

### How do you search for local food businesses in Mississippi MarketMaker?

Click **Search** and type a keyword in the space under **Search MarketMaker**.

### What is the Market Research tool of MarketMaker?

The MarketMaker research tool is an interactive mapping resource for identifying target markets, developing customized census profiles, and mapping food related businesses over demographic maps.

### Where do you find the Market Research tool in MarketMaker?

Look for the **Market Research** section in MarketMaker and click **Research your market now** or **Use the previous version**.