

BILL OF MATERIALS

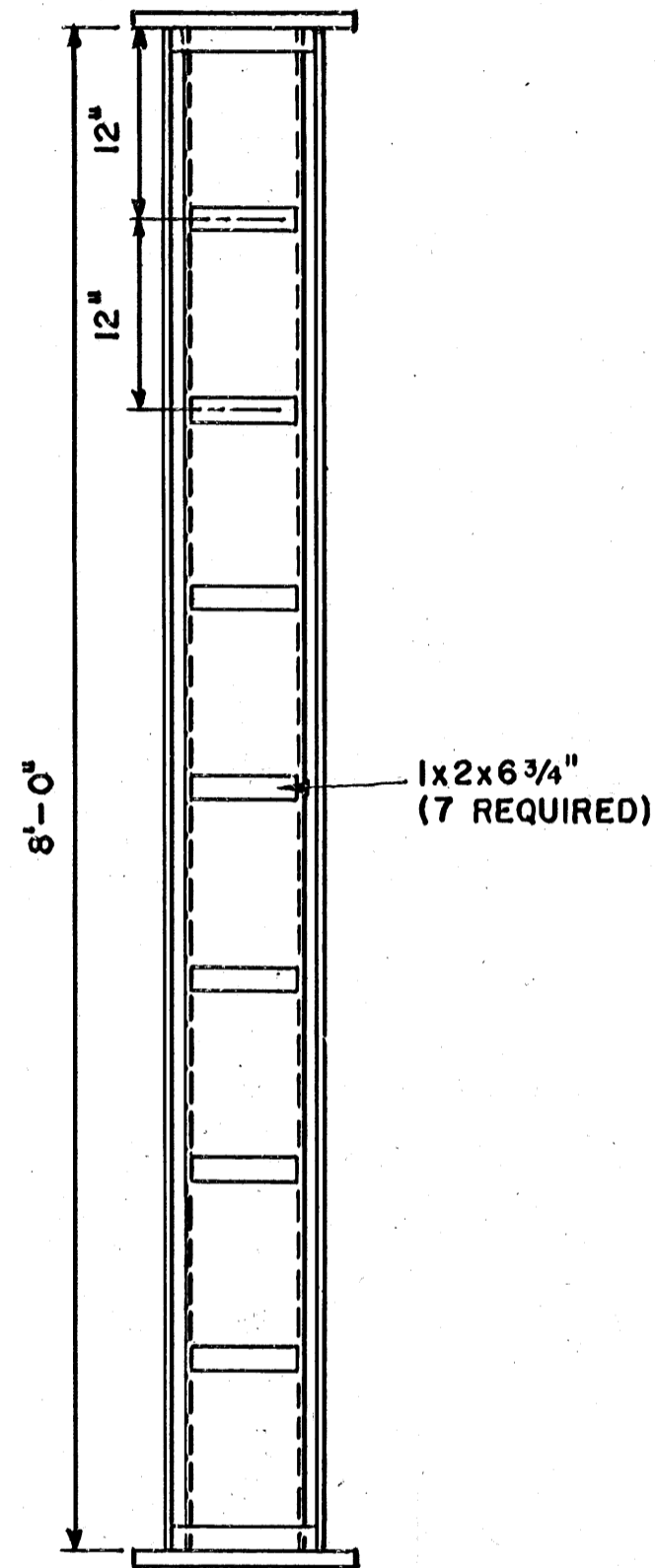
- 2 PCS. - $\frac{1}{2}$ "x4'-0"x8'-0" EXTERIOR PLYWOOD - REMOVABLE SIDES AND TROUGH SIDES.
- 1 PC. - 2x8x10'-0" - GOOD GRADE FIR - TROUGH BOTTOM AND ENDS.
- 7 PCS. - 1x2x6 $\frac{3}{4}$ " - CLEATS.
- 2 PCS. - 1x8x14" - NAILED ON TROUGH ENDS TO PREVENT OVERTURNING.
- 1 PC. - $\frac{1}{4}$ "x1 $\frac{1}{2}$ "x23 $\frac{1}{2}$ " - STRAP IRON - CENTER REINFORCING.
- 2 CARRIAGE BOLTS - $\frac{3}{8}$ "x1" - BOLT ON STRAP IRON.
- WATER PROOF GLUE ON ALL WOOD JOINTS.
- GALVANIZED NAILS, SPIKES, AND BOLTS.

$\frac{1}{2}$ "x4'-0"x8'-0" EXTERIOR TYPE PLYWOOD

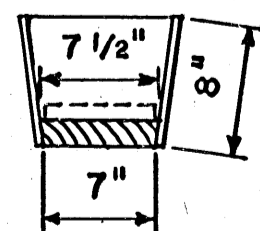
CUT LINES

CUT LINES

SIDE PANEL
(2 REQUIRED)

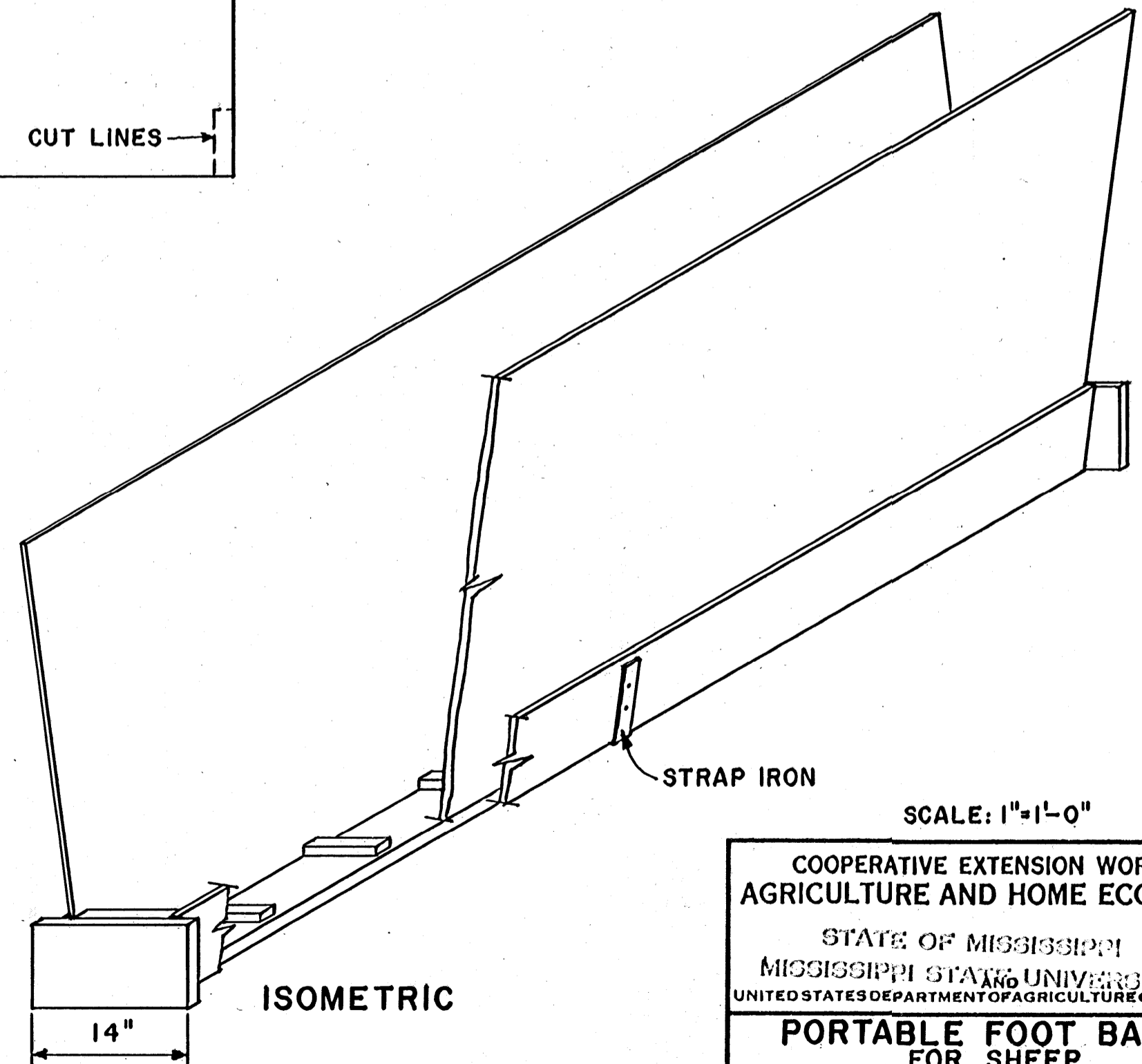


TOP VIEW



SECTION

NOTE: THIS TROUGH IS MADE FOR PORTABILITY. THE HIGH SIDES ARE REMOVABLE. THE CLEATS IN THE BOTTOM OF THE TROUGH SHOULD BE CENTERED PROPERLY FOR THE SIDES TO FIT DOWN AND PROVIDE SUPPORT WHILE IN USE. BY MAKING THIS TROUGH NARROW, THE SHEEP ARE LESS LIKELY TO STRUGGLE TO GET OUT OVER THE SIDES.



ISOMETRIC

SCALE: 1"=1'-0"

BASED ON: OREGON STATE UNIV.
PLAN NO. 96

COOPERATIVE EXTENSION WORK IN AGRICULTURE AND HOME ECONOMICS		
STATE OF MISSISSIPPI MISSISSIPPI STATE UNIVERSITY UNITED STATES DEPARTMENT OF AGRICULTURE COOPERATING		
PORTABLE FOOT BATH FOR SHEEP		
ORE.	'72	6142 SHEET 1 OF 1